



The Flag Bearer

A Publication of the Southeast Chapter of the NCRS
(National Corvette Restorers Society)
Fall 2025

Highlights:

- Chairman's Report
- Judging Chairman's Report – Fall Color Tour Judging Meet at Vintage Corvette
- Minutes of the Chapter Annual Meeting
- 1 new member joined our Southeast Chapter this quarter
- Technical Articles – C5 Cooling System & Fan Operation, C6 Shifter Tab Repair

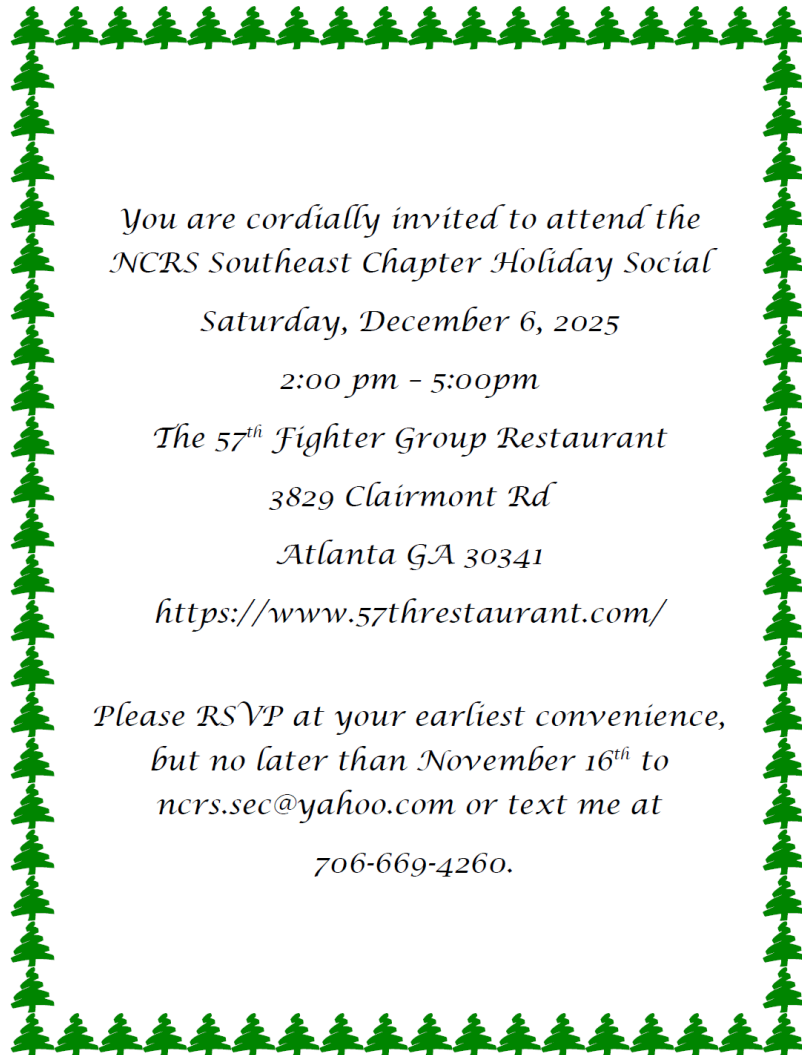
Chairman's Report

If you missed it, the Summerville Judging Meet at Vintage Corvettes was Great. As usual Dee and Greg Wyatt were great hosts, and it was a very enjoyable and relaxed weekend. The venue cannot be described well enough, nor can Greg's cars that surround you.



We had 4 excellent cars to judge and over 50 people in attendance, good food and a good time with friends sharing our love of Corvettes. Special thanks to Mark Donolly who provided a selection of pizzas, drinks and desserts for lunch on Saturday.

Our last event of the year is the Winter Social at The 57th Fighter Group Restaurant. We hope to see you for an evening of great food, fellowship and friendship.



*You are cordially invited to attend the
NCRS Southeast Chapter Holiday Social*

Saturday, December 6, 2025

2:00 pm - 5:00pm

The 57th Fighter Group Restaurant

3829 Clairmont Rd

Atlanta GA 30341

<https://www.57threstaurant.com/>

*Please RSVP at your earliest convenience,
but no later than November 16th to
ncrs.sec@yahoo.com or text me at*

706-669-4260.

Rich Mauser has great plans to expand our presence at Corvette Expo next year and we look forward to returning to Buyavette in June and Vintage Corvette in October. Get your Corvettes ready. Be well and I hope to see you soon.

Thanks,
Tom Beuglas

Vice Chairman's Report

Spring and summer have flown by, and fall is upon us. There is still nice weather to enjoy and roads to be travelled. As detailed below, the Fall Color Tour Judging Meet was another great event with excellent weather and superior cars to judge. Thanks, Rich, for your dedication to these meets.

Another update on the metro ambassador program – in Atlanta, a few of us have met at the Panera Bread car show in Roswell on the first Sunday of the month. In addition, Todd Reynolds and his wife brought their Duntov award winning '63 split window to the Tucker Cruise-In on October 11th where he won one of the Sweet 16 plaques. I look forward to having another meet up at this location in 2026.



For those in the Metro Atlanta area, please let me know if there are upcoming events on your side of the city that would be a good spot to meet. Also, if you have a tech session idea, contact me and we can figure out how to make it happen.

The other metro ambassadors listed below are keen to hold an event if you have any ideas.

- Richard Brodeur; Nashville
- Dave DelVecchio; Knoxville
- Ralph Goode; North Alabama
- Jim Krakau; Atlanta

Metro Ambassadors are needed throughout Alabama, Georgia, Kentucky, Mississippi and Tennessee. Please let me know if you are interested in gathering at local events in your metro area. Typical events might include a meet up at a local car show, a restaurant meet and greet, a tech session, road tour, etc.

I look forward to seeing you at the annual Christmas party.

Jim Krakau

Judging Chairman's Report

Our SE NCRS Fall Event was held at Greg Wyatt's Vintage Corvettes in Summerville, Ga. on Friday and Saturday, October 3 and 4. I'd like to take this opportunity to thank Greg Wyatt for once again accommodating our event. Again, the feedback received from attendees has been more than positive.

On Friday, our Flight-judged cars arrived, operations judging was completed and the cars pushed inside the building. Flight Judging took place on Saturday. This was a two-day, five-point event.

The subject of our judging school was how to judge heated mirrors and was presented by Steven Heck. Many details were covered including research done on measuring temperatures coupled with input from retired GM Corvette engineers. John Ballard supplemented with photo examples of many vin & trim tags as well as motor stamp examples (good and not typical) and displayed all for comment and questions. Thank you, Steven and John, for your presentations.

Greg and Dee surprised us on Friday with donuts and sweet tea that were warmly received by our group. Thank you, Greg and Dee.

Twenty-three members/attendees gathered Friday evening at Jefferson's for a tasty dinner. We were seated at three long tables in a private room and even had our own restroom. Simple fare, but a great social.



Mark Donnally (who could not attend due to a last-minute schedule change) once again sponsored our Papa John's pizza lunch on Saturday, including sodas and a nice assortment of desserts. No one left hungry! Thank you, Mark, for your generosity to the SE NCRS Chapter.

We had two categories of vehicles at our event.
The following cars were presented for Flight judging, and awards were as follows:

1967 owned by Jim Russell



Second Flight



1967 owned by Roman Jaskin



Top Flight



1981 owned by Mike Winget



Top Flight



2003 owned by Richard Sottilaro



Top Flight



And, finally, we had our Sportsman cars:

1967 owned by Chris Henry

2008 owned by Mickey Archer

2016 owned by Edwin Ward

A very special congratulations to all!

Rich Mauser

rjmauser@bellsouth.net

407-230-2303

Secretary / Membership / Event Administrator Report

Secretary's Report – Annual Meeting

NCRS SE Chapter Annual Meeting Minutes

October 3, 2025

Opening statements by: Tom Beuglas, Chairman

Election of Officers for 2026

- Nominating Chairman received no additional nominations.
- Introduction of Candidates (All current year officers are willing to hold office for another year)
- Invitation for any further nominees from the floor.
 1. No additional nominations
 2. Motion was made to close nominations and accept the slate as presented by the Nominating Committee
 3. Motion was seconded
 4. The motion was approved unanimously

Vice Chairman and Newsletter Report

- Report given by Jim Krakau
 - Discussion regarding the annual Southeast Chapter Top Flight Award and the requirements for achieving it.
 - There are 8 requirements and 6 variables needed to achieve Chapter Top Flight.
 - Requirements consist of Judging Meets, Judging Schools/Technical Seminars, Membership Annual Meeting, Charitable Event, Road Tour, Social Event, Maintaining a Chapter Website, and Annual IRS Filing Report.
 - Some of the variable activities consist of having a certain number of Chapter Members judging at an event, technical articles, Chapter Newsletters, number of members driving Corvettes to a meet (need 15%), number of members attending at least one chapter event, Facebook Page, having a Display at an event, and contributing to a Charitable Organization.
 - We're on track to once again receive a Chapter Top Flight Award for 2025.
 - Jim is looking for help with technical articles for the quarterly Newsletter, social activity ideas, road tours and tech sessions. Please contact Jim with your ideas.

- We continue to sell raffle tickets to benefit the Gary Sinise Foundation at all events and at the Holiday Social. The 50/50 raffle is drawn at the Holiday Social in December.
- Metro Ambassadors are needed in major metropolitan areas so that a smaller group within a metro area can host social events and discuss NCRS at local car shows throughout the year. Events can include Road Tours, Tech Sessions, Picnics, Socials, etc.
 - We currently have Metro Ambassadors for Knoxville, Nashville, Northern Alabama, and Atlanta areas.
 - Metro Ambassadors are still needed in the Southeast region. If interested, please contact Jim Krakau.
 - Per Tom Beuglas, we need additional members to recruit for our organization.
- Discussion followed about possible NCRS Southeast Chapter business card to hand out. Members could include their contact information on the back for possible follow-up by individuals wanting additional information about NCRS and the Southeast Chapter.
- Discussion also regarding NCRS Southeast Chapter hats and shirts.

Treasurer Report

- Report given by Dave DeVecchio
 - Beginning Balance 10/8/2024 \$19,839
 - Balance in account 10/1/2025 \$19,678
 - \$3,103 income from membership dues
 - \$5,200 income from registrations for Chapter meets
 - Per membership vote at annual meeting last year, the Southeast Chapter donated funds to provide relief for victims of Hurricane Helene.
 - \$3,000 to Samaritan's purse
 - \$1,000 each to two Southeast Chapter members affected by the storm
 - Our chapter will donate to the Gary Sinise Foundation later in October.

Membership Report

- Report given by Marianne Landis
 - Membership as of 12/31/2024 111 members
 - There have been 12 new members through 9/30/2025
 - 17 members who did not renew through 9/30/25
 - 1 Deceased member
 - Jim Kalivoda
 - Current Membership as of 9/30/2025 105 members
 - Net loss of 6 members through first three quarters of 2025.
 - The 2025 Annual Holiday Social will be hosted on Saturday, December 6, 2025, from 2:00 to 5:00 PM at The 57th Fighter Group restaurant in

Atlanta, GA. A formal invitation has been emailed, and further notices will be sent. If you have not yet RSVP'd, please do so as soon as possible, but no later than November 16th, so that food arrangements and a head count can be provided to the restaurant.

Judging Chairman Report

- Report given by Rich Mauser
 - Southeast Chapter will hold 3 Judging Events in 2026: Corvette Expo, Buyavette, and Vintage Corvettes in Summerville, GA.
 - Corvette EXPO, Pigeon Forge, TN. March 19 through March 21, 2026 (3-day event)
 - Southeast Chapter will have a 1-point Judging School on Thursday, March 19.
 - Flight Ops and a second Judging School will be held on Friday, March 20.
 - Flight Judging will be held on Saturday, March 21 with the possibility to earn up to a total of 6 points for the weekend.
 - Registrations will be set up as two separate events with the 1-day event on Thursday being contingent on registering for the 2-day event (Friday and Saturday).
 - The Thursday event will be free for anyone who registers for the 2-day event.
 - Discussion regarding the old Concours class, now known as the Open Class.
 - New program allows judging all the way up to 2025 Corvettes. There will be stock and modified but no definitions are known yet or the judging criteria, but no originality will be evaluated.
 - May be implemented at Corvette Expo in 2026.
 - Host hotel for Corvette Expo is The Black Fox Lodge. When requesting a room, mention that it is for the Corvette Expo Group to receive the discounted rate.
 - Chris Henry discussed the display area he has had at Corvette Expo for 3 years now. The 1st and 2nd years went very well; however, he struggled to get participants last year. He was encouraged to write something in the Chapter Newsletter or entertain the idea of a mass emailing to members.
 - Buyavette, Atlanta, GA. Summer chapter meet will probably be held in June.
 - Greg Wyatt's Vintage Corvettes, Summerville, GA. TBD-A fall weekend in October.

Meeting Adjourned

Membership Report

Hope you all have had a great, relaxing summer and are looking forward to cooler days ahead! We had a very successful and well attended Fall Meet in Summerville at Greg Wyatt's Vintage Corvettes on October 3rd and 4th. We had a great turnout and had four cars registered for flight judging and three sportsman cars.

We hope you can join us at our Annual Holiday Social which will be held at The 57th Fighter Group Restaurant in Atlanta, GA, on Saturday, December 6th from 2:00 to 5:00 PM. If you have not already RSVP'd, please do so at your earliest convenience but no later than November 16th. We have 27 attendees at this time but definitely have room for more! We'd love to have a great turnout!

I am happy to report we have added one new member to our chapter since the last edition of the Flagbearer! Please join me in welcoming our new member to the Southeast Chapter!

August 2025: 72916 – Alex Stewart Jr, Blairsville, GA

As of September 30, 2025, we have a total membership of 105 members, which is a decrease of 3 members since June 2025. Unfortunately, we had 4 members whose Southeast Chapter and/or National memberships expired during the third quarter of the year, and they decided to let their memberships lapse or were unresponsive, so they were removed from the active chapter membership list.

I continue to get reports from the NCRS on new members who have joined NCRS National and who live in our region. There has been a total of nine new NCRS National members in our region this past quarter whom I have invited to join our Chapter. Hopefully follow-up with these contacts will continue to result in adding new members to our Chapter.

Dues help to ensure the Chapter's continued success in fulfilling its purpose of preservation, restoration, and enjoyment of early Corvettes and to conduct meetings, tours, and programs of any sort relating to the development and history of Corvettes.

Dues may be paid online at NCRS.org, Join, Join Local Chapters, scroll to Southeast Chapter, Click the "Join/Renew Chapter Membership" button, or by mail to the address below. Chapter dues are \$30 per year. I am sending out membership expiration notices monthly. However, you may contact me at any time if you are unsure about the status of your dues.

Marianne Landis

143 Oakview Drive, Ellijay, GA 30540

ncrs.sec@yahoo.com

Cell: 706-669-4260

RENEWAL



Renew Membership Now online through the NCRS Online Store. You can renew for ONE year or TWO years at a time if you like. http://www.ncrs.org/shop/index.php?main_page=index&cPath=65

Treasurer's Report

Southeast Chapter of NCRS, Inc.
12-Month Financial Summary as of October 1, 2025

Beginning balance 10/8/2024

\$ 19,839.17

INCOME

Membership Dues	\$ 3,103.00
Chapter Meet Registrations	\$ 5,237.11
Raffle Ticket Sales & Donations for Charity	\$ 550.00

Total Income	\$ 8,890.11
--------------	-------------

EXPENSES

Judging Expenses	\$ 1,163.22
Hurricane Relief donation - Samaritan's Purse	\$ 3,000.00
Hurricane Relief donations - SE NCRS members	\$ 2,000.00
St. Vincent dePaul donation in memory of James Kalivoda	\$ 100.00
Secretary/Membership Chair Expenses	\$ 89.94
Treasurer/Income Tax Expenses	\$ 180.54
Corvette Expo Display March 2025	\$ 390.00
Holiday Gathering Expenses	\$ 2,128.00

Total Expenses	\$ 9,051.70
----------------	-------------

Ending balance 10/1/2025

\$ 19,677.58

Submitted by:
Dave Del Vecchio – Treasurer

Technical Articles

C5 Cooling System & Fan Operation

Ralph Goode

Overview:

The engine cooling fan system consists of two electrical cooling fans. The fans are controlled by the powertrain control module (PCM) which operates both fans together at low and high speeds. Due to impeller design of the fan blades themselves, the fans are very quiet at low speed. So much that you probably will not hear them over the running engine.

For model years 01-04: The factory thermostat is set at is 195°F. When driving at speeds where sufficient air flows across the radiator and the AC off, both cooling fans will be off until the coolant reaches 226°F. The cooling fans start and stop as follows:

1. Both cooling fans are commanded on low speed when the coolant temperature reaches 226°F.
2. Both cooling fans are commanded Off if the coolant temperature lowers to 219°F.
3. Both cooling fans are commanded On high speed when the coolant temperature reaches 235°F.
4. Both fans go to low speed if the coolant temperature lowers to 226°F.
5. When the A/C is on and the coolant temperature reaches 185°F, both cooling fans will be turned on low speed at vehicle speeds of less than 35 mph.

For model years 97-00 operating temperature are slightly different - fans come on low speed at 219 °F, fans come on high speed at 228 °F.

The C5 Corvette was designed with coolant loss protection, where engine power is limited when coolant temperature reaches 256 °F at which time the DIC will display “COOLANT OVER TEMP” and “ENGINE PROTECTION REDUCE ENGINE RPM”.

Electrical problems with the fans, or the relays, you will set diagnostic trouble codes.

Detailed Description

The engine cooling fan system consists of two electrical cooling fans and three fan relays. The relays are arranged in a series/parallel configuration that allows the powertrain control module (PCM) to operate both fans together at low or high speeds. The cooling fans and fan relays receive battery positive voltage and ignition 1 voltage from the under hood electrical center. The ground path is provided at G102.

During low-speed operation, the PCM supplies the ground path for the low-speed fan relay through the low-speed cooling fan relay control circuit. This energizes the cooling fan 1 relay coil, closes the relay contacts, and supplies battery positive voltage through the cooling fan motor supply voltage circuit to the left cooling fan. The ground path for the left cooling fan is through the cooling fan 3 relay and the right cooling fan. The result is a series circuit with both fans running at low speed.

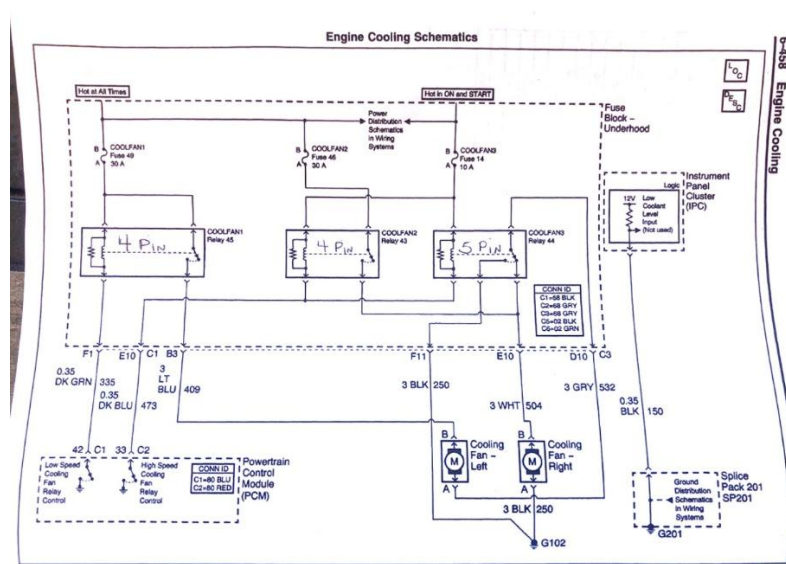
During high-speed operation the PCM supplies the ground path for the cooling fan 1 relay through the low-speed cooling fan relay control circuit. After a 3-second delay, the PCM supplies a ground path for the cooling fan 2 relay and the cooling fan 3 relay through the high-speed cooling fan relay control circuit. This energizes the cooling fan 3 relay coil, closes the relay contacts, and provides a ground path for the left cooling fan. At the same time the cooling fan 2 relay coil is energized closing the relay contacts and provides battery positive voltage on the cooling fan motor supply voltage circuit to the right cooling fan. During high speed fan operation, both engine cooling fans have their own ground path. The result is a parallel circuit with both fans running at high speed.

The low-speed cooling fan is commanded on when the coolant temperature reaches 108°C (226°F). It is turned off if the coolant temperature lowers to 104°C (219°F). The high-speed cooling fan is commanded on when the coolant temperature reaches 113°C (235°F). It is turned off if the coolant temperature lowers to 108°C (226°F). When the A/C is on and the coolant temperature reaches 85°C (185°F), the low-speed cooling fan will be turned on at vehicle speeds less than 56 kPh (35 mph).

How to turn on radiator fans at any coolant temperature.

1. Turn on AC in Recirc Mode and increase interior fan speed to max.
- OR
2. Turn Defroster to max temp and increase interior fan speed to max

Cooling Fan Schematic



C6 – Shifter Tab Repair

Steven Heck

Pre-Judging the C6



Shifter Release, No park lock

- ▶ If you have had experienced the concern of “No Park Lock on a C6”
- ▶ It is likely the result of a failed park lock solenoid or micro switch issue, or a damaged shifter lock assembly.
- ▶ Online search showed a repair updated harness with NEW micro switches available.
- ▶ I decided to order the new harness just incase it really was the problem before I disassembled the shifter assembly.
- ▶ Following is the procedure I went through for access to the harness assembly.

Shifter Concerns

- ▶ I noted that my Shifter Assembly did not perform as designed when I purchased the vehicle.
- ▶ I did document that the shifter would come out of park with some effort without the brake being depressed. I was able to maneuver the shifter assembly by holding the knob to the far right and demonstrating proper operation to get through OPP's at a Chapter meet.

I was more concerned with what I did not know was wrong so I would address ALL concerns before the Regional.

The car overall scored very well so now I would address the failures mostly focusing on the shifter issue.

New Shifter

- ▶ After the following diagnosis I realized a NEW shifter Assembly would be required to solve the concern.
- ▶ The following are the steps required to complete this repair.
- ▶ As you will see the broken/worn parts in the picture of the old shifter.

Old Shifter Parts: Note: The Harness and the Worn plastic shifter cable bushings. See the Broken park lock tab



First Steps

Start by opening the console

Depending on your options you will have more/less items to disconnect

Remove the 2 screws holding the plate covering the optional accessory cover



Remove the Console lid door

Looking at the hinge, remove the 4 attaching screws.
These screws have a tendency to strip out so take your time.




Remove the Shifter Boot

- ▶ To accomplish this, pull the park brake on .
- ▶ Now take the boot and push backwards and up to release the clips holding the boot.

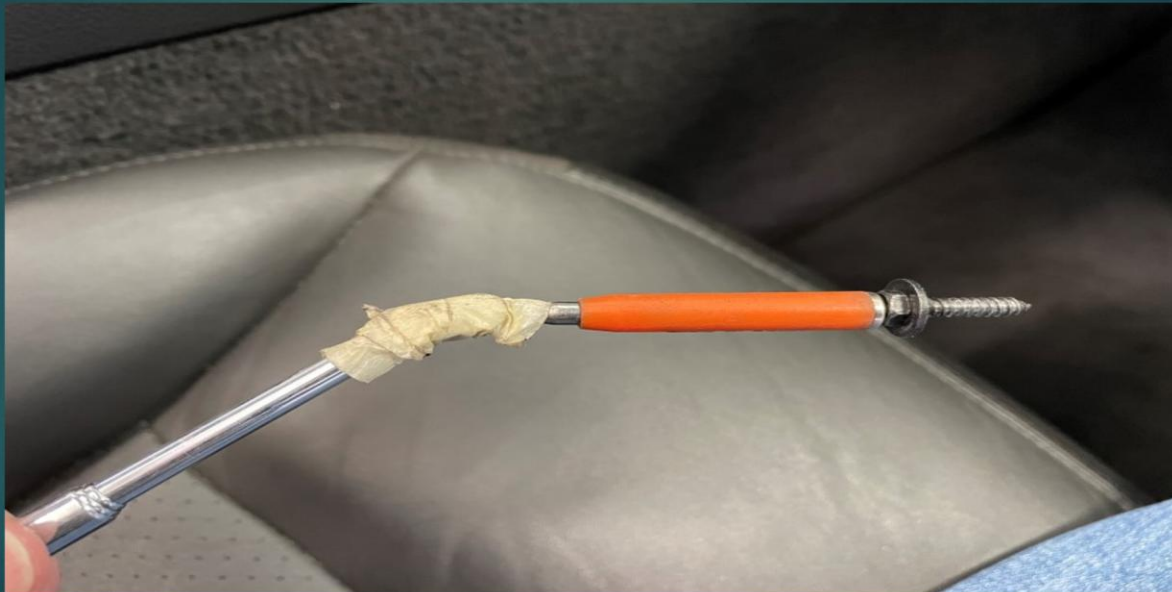


Now remove the SIDE dash trim bolts

- ▶ These are located under the Park Brake boot. Take your time , I dropped 1 of the bolts and required some maneuvering to recover.



Recovered Bolt



Remove Console side Trim

- ▶ Using a forward/down push the trim should release from the console/glove box.



Console Trim

- ▶ To remove trim as an assembly, Pull gently on the outside edges.
- ▶ It is held by clips on the outside edges as you can see in the pictures.
- ▶ The picture shows the clips on the right side and note there are similar clips on the left side.
- ▶ Just take your time, they will release without much effort.
- ▶ Please note you will have to disconnect the electrical harness to the 4-way flasher button, traction control and accessory port plus any optional connections.

Remove Radio/Heater Surround



New shifter Assembly, WARNING

You do not need to remove the shift boot to gain access to the shifter assembly bolts, but you will to replace the harness.

A few bolts will loosen the Shifter assembly.

Lift slowly and unhook the shift indicator as you go. Also DO NOT lift shifter assembly too high, you can run the risk of **dislodging** the lower shifter cable guide to the shifter. If this occurs you might have to drop the underside torque shaft panel to reattach. (not good)

I did replace my harness assembly with the upgraded version before installing my new shifter to eliminate possible future concerns.

New OEM shifter Assembly \$400.00



Success, Florida Regional 2025

- Reassembly is simple just follow the previous steps in reverse and it will result in a successful repair.



Member News

Gary Jaynes received his 15 Year Road Tour Pin at this year's national convention. Gary's 14 previous road tours have taken him throughout the United States while travelling to the national conventions. This year, he started in Michigan and travelled to the national convention in Las Vegas. Congratulations.

NCRS 2025 / 2026 Calendar of Events

DATE	EVENT	LOCATION
	2025	
Oct. 23 - 25	Texas Regional	Frisco, TX
	2026	
Jan. 14 - 17	Winter Regional	Melbourne, FL
March 19 - 21	Corvette Expo Judging Meet*	Pigeon Forge, TN
April 16 – 18	Show Me Regional	Springfield, MO
Jun. 4 – 6	Pittsburgh Tri-State Regional	Altoona, PA
June TBD	Buy-A-Vette Summer Judging Meet*	Atlanta, GA
July 26 - 30	NCRS National Convention	Charleston, SC
Sep. 17 - 19	Inter Mountain Regional	Spokane, WA
October TBD	Fall Color Tour Judging Meet*	Summerville, GA
Oct. 22 - 24	Texas Regional	Frisco, TX
	2027	
Aug 1 – 5	NCRS National Convention	Frech Lick, IN

* NCRS – SE Chapter Event



NCRS Southeast Chapter Officers

Chairman	Tom Beuglas	404-456-3711	beuglast@gmail.com
Vice Chairman	Jim Krakau	404-983-7333	jkrakau@ymail.com
Judging Chairman	Richard Mauser	407-230-2303	rjmauser@bellsouth.net
Secretary/Membership	Marianne Landis	706-669-4260	ncrs.sec@yahoo.com
Treasurer	Dave DeVecchio	865-924-4050	dave.r.delvecchio@gmail.com
Newsletter / Web Editor	Jim Krakau	404-983-7333	jkrakau@ymail.com
Region IV Director	Richard Small	321-288-7440	smallblk67@gmail.com

Classified Ads**Enclosed Aluminum Car Hauler For Sale**

2006 R&R model 824AST. 24' load floor plus an enclosed V-nose for a total enclosed length of 29'. 5200-lb. axles with 6-lug wheels. E-track on floor. Extra ramp door on V-nose for a utility vehicle or snowmobile loading. New electric tongue jack – needs a battery. 12-Volt and 110-Volt lighting with 25' retractable "shore power" cord. 2 small overhead cabinets in V-nose. Rear built-in loading jacks. New tires including spare. \$13,500. Trailer is located in Winter Haven, FL. Contact Brent at (248) 219-3051.



.....

FOR SALE – Parts & Items

1967 Original Front clip – used, \$1,800 / best offer

1967 Original big block hood, \$1,200 / best offer

Local pickup only in Westminster, SC

Call Gary Jaynes at 864-710-7448

New in Boxes – 1967 repo bolt on wheel set.

Complete 2.5-inch chambered exhaust system for midyear,

5 excellent repo narrow white wall tires, caps, and wheels for 1965 - used once for judging.
1968 wheels.

Water pump #3782609 1961-63 core;

Hubcaps 1963, 1964, 1966, PO2; 1971 original spare Firestone wide oval w/ dealer sales albums

1975, 1976, 1977, 1978; alternators #1100628 3B4, 1100693 5G30, 6J20;

Holley Carbs: 1966 427/425 33886101 Core, 1965 327/365 #3849804 Reissue no date, 1966 327/300 – 350 H.P. #3884505 Service Replacement; 1963 WCFB #3826005

1963 original windshield; 1963 -1967 replacement windshield;

3 1966 restored and dated 390HP Holley carbs;

Set of 5 1967 rally wheels.

Original 1971 white letter spare tire and wheel;

3 1965 - 1966 power brake master cylinders – restored.

Sets of hubcaps 1963, 1964, 1966, PO2; 1967 trim rings – restored.

Contact: Tom Beuglas (404) 456-3711 or email beuglast@gmail.com

1964 Starter 1107320 Date Code 3 K 29 (October 29, 1963) \$75.00

Contact: Stephen H. Byrd (865) 250-1968 or email bunkybyrd@gmail.com

WANTED – Parts & Items

2 Original or NOS 1965 Corvette hubcap spinners

1965 Fuel Injection Air Cleaner that needs restoring. Any condition is considered.

Stephen H. Byrd (865) 250-1968 bunkybyrd@gmail.com

WANTED – Corvette

Wanted Need your HELP Looking for First Corvette 1967 Blue Convertible
350HP Small Block 4 speed Black interior low option



VIN 104677S114501

Still have Bill of Sale

Purchased @ Martin Burk Chev Forest Park, Ga.

Chris Henry (61744) Southeast Chapter

Services Offered



864-254-9989

57-B Creekside Park Ct
Greenville, SC 29615

www.dandmrestoration.com

Let Us Restore Your:

Gauge Clusters
Speedometers
Tachometers
Clock
Small Gauges
Radios
and More!



GARY'S GARAGE
CORVETTE RESTORATION
CORVETTE PURCHASING CONSULTANT

GARY JAYNES, OWNER
859 POPLAR SPRINGS RD.
WESTMINSTER, SC 29693
EMAIL: GARYJAYNES20@GMAIL.COM CELL: 864.710.7448

RHM Jumpstart - A dedicated automobile business!

- I am a buyer!
- I will help you sell your vehicles.
- I can help you locate a car.
- I can also solve those nagging or lost title issues.

I am interested in **ANY** Corvette, any type vehicle (hot rods, antiques, estates, trucks, etc.) and Corvette related parts!

I have been assisting customers in Pre-Purchase inspections for many years - local or out of state!

Call Reggie Martin at (678)488-5461 to discuss. NCRS Member #4499

S p o n s o r s



Sales 770.414.5552
Service 678.395.3957

- Sales - Service - Buy - Trade - Consign -
- 2 Year/50K Warranty Included on nearly all Vettes
- Corvette and Muscle Car Collections Wanted!
- We Buy, Sell, Finance, and Service ALL Year Vettes
- In Business Since 1991
- TOP DOLLAR PAID for your Vette!
- Scan QR Code with your Smartphone's Camera to Sell or Consign Today!



In Business Over 40 Years

GREG WYATT AUTO SALES & MUSEUM

Vintage Corvettes

10601 Commerce St
Summerville, GA 30747

Phone (706) 857-3916
Cell (706) 506-5745

 Member # 31977

www.vintagecorvettes.com