

# The Flag Bearer

A Publication of the Southeast Chapter of the NCRS  
(National Corvette Restorers Society)  
Summer 2025

## Highlights:

- Chairman's Report
- Judging Chariman's Report – Buyavette Judging Meet
- 3 new members joined our Southeast Chapter this quarter
- Going for My P.V.
- Technical Articles – Are your (C6) Mirrors Hot Enough? & Rally Wheels Silver

## Chairman's Report

The Chapter had another successful judging meet at Buyavette on July 11<sup>th</sup> & 12<sup>th</sup>. Greg Rush, Jack Stanford and the Buyavette staff were again great hosts and provided for every need. Buyavette is the largest Corvette dealer in the Southeast, and provided a great venue, food, drink and fellowship. 40 members were in attendance and had the opportunity to judge 5 excellent cars. Special thanks to our car owners, judges and guest judges from other chapters who were in attendance. It was really enjoyable to be with a group of friends who share a common interest in Corvettes.



Next up will be our judging meet in Summerville at Greg Wyatt's Vintage Corvette on October 3 & 4.

Drive those Corvettes this summer and we hope to see all of you in Summerville in October.

Tom Beuglas

## Vice Chairman's Report

Thanks for your continued membership in the NCRS – Southeast Chapter. This newsletter is a few weeks late to include coverage of the Buyavette Judging meet reported by Tom Beuglas and Rich Mauser elsewhere in this newsletter. As usual, Rich did a fantastic job pulling this meet together and ensuring that there were excellent cars available for judging.

A quick update on the metro ambassador program – in Atlanta there is a monthly car show at the Panera Bread restaurant in Roswell that we have met at in June and July. For those in the Metro Atlanta area, please let me know if there are upcoming events in your side of the city that would be a good spot to meet. Also, if you have a tech session idea, please let me know and we can figure out how to make it happen.

Also, the other metro ambassadors listed below are keen to hold an event if you have any ideas.

Finally, the chapter is interested in hosting a road tour in 2025. I am looking for ideas. Please reach out if you have any thoughts for a tour location.

Our Metro Ambassadors are gearing up for local events and will be contacting members soon:

- Richard Brodeur; Nashville
- Dave DelVecchio; Knoxville
- Ralph Goode; North Alabama
- Jim Krakau; Atlanta

We are interested in adding ambassadors throughout Alabama, Georgia, Kentucky, Mississippi and Tennessee. Please let me know if you are interested in hosting local events in your metro area. Typical events might include a meet up at a local car show, a restaurant meet and greet, a tech session, road tour, etc.

Thank you for your enthusiasm and support in 2025!

Jim Krakau

## Judging Chairman's Report

This year the turnout at the SE NCRS Summer Event held at Buyavette in Atlanta, Ga. on Friday and Saturday, July 11 and 12, exceeded our previous years' SE NCRS Summer Events. This was our second two-day, five-point summer event. I would like to take this opportunity to thank Greg Rush and Jack Stanford, the ownership/management of Buyavette,

for accommodating our event indoors, anticipating our needs and providing morning coffee and donuts and refreshments both days.

We were able to have the five flight-judged cars arrive on Friday in a somewhat unusual fashion. Unfortunately, we had one car drop literally within an hour of the event, due to trailer issues, but thanks to Bill Thompson who agreed to have his Sportsman entry 1967 flight judged at the last minute, we had five cars for flight. Fortunately, we were able to accommodate all the IT entry changes and judging assignment changes so that all judges had the same number of assignments. Operations judging was completed outdoors, and cars were positioned in the building late Friday afternoon. Flight Judging took place on Saturday.

We had an informal get-together for dinner Friday night at Maggiano's Restaurant at the Perimeter Mall. We had a total of 16 for dinner and it was a nice opportunity to relax and visit.

The event ran smoothly and appeared to be enjoyed by all. The only hiccup was juggling some judging assignments after one car dropped out at the eleventh hour, but everyone accommodated the necessary changes. Thank you to John Ballard for putting on our judging school using an all-original very low-mileage late model C3 on the lift (provided by Buyavette).



John providing highlights of the low mile 1981

The following cars were presented for Flight judging, and awards were as follows:

1956 owned by Jeffrey Fishback  
1967 owned by Bill Thompson  
1969 owned by Mike Winget  
1978 owned by Tom Beuglas  
1981 owned by Jack Stanford

Top Flight  
Second Flight  
Top Flight  
Top Flight  
Top Flight





And, finally, we had our Sportsman cars:

1967 owned by Chris Henry

2001 owned by Wayne Jackson

2008 owned by Mickey Archer

Congratulations to all!

All Flight, Display and Sportsman cars were eligible for our additional award, the Ladies'/People's Choice Award. The award went to Mike Winget with his green 1969 convertible. Congratulations, Mike!



Judges and tabulators--thank you all for volunteering your hard work. Without your efforts, none of this would be possible. Again, your time, effort and knowledge are appreciated by all.

Hope to see all of you at our Fall Meet in Summerville, Ga. on October 3 & 4 at Greg Wyatt's Vintage Corvettes. This year's event will again be at Greg's new facility located in downtown



Summerville at 10601 Commerce Street. Registration is now open! We expect to have several cars registering for flight promptly – so judges please register early. PLEASE NOTE – this is a five-point, two-day event. Registration at: [https://www.forums.ncrs.org/register/event-subscription.php?ev\\_id=Zml4ZWVfc3RyaW5nZml4ZYf5dU0MTL%2FCmoJrcLtECHw3%2FgvCamGPDadlYKxsu9smW7tWnVilb%2BZ%2BmLnCNdtKzw%3D%3D&old\\_events=](https://www.forums.ncrs.org/register/event-subscription.php?ev_id=Zml4ZWVfc3RyaW5nZml4ZYf5dU0MTL%2FCmoJrcLtECHw3%2FgvCamGPDadlYKxsu9smW7tWnVilb%2BZ%2BmLnCNdtKzw%3D%3D&old_events=)

As always, please feel free to contact me with any judging questions or concerns.

Rich Mauser  
[rjmauser@bellsouth.net](mailto:rjmauser@bellsouth.net)  
407-230-2303

## Secretary / Membership / Event Administrator Report

Hope you are all having a great, relaxing summer thus far! We had a very successful and well attended Summer Meet in Atlanta at Buyavette July 11-12. We had a great turnout of many Corvette enthusiasts and included five cars for flight judging and several sportsman cars.

I am happy to report we have added three new members to our chapter since the last edition of the Flagbearer! Please join me in welcoming our new members to the Southeast Chapter!

April 2025: 21344 – Steven Newsom, Blairsville, GA  
May 2025: 72712 – Oliver Darden, Villa Rica, GA  
72647 – Sidney Hullet, Sevierville, TN

As of June 30, 2025, we have a total membership of 108 members, which is a decrease of 4 members since March 2025. Unfortunately, we had seven members whose Southeast Chapter and/or National memberships expired during the second quarter of the year, and they decided to let their memberships lapse or were unresponsive, so they were removed from the active chapter membership list.

I continue to get reports from the NCRS on new members who have joined NCRS National and who live in our region. There has been a total of nineteen new NCRS National members in our region this past quarter whom I have invited to join our Chapter. Hopefully follow-up with these contacts will continue to result in adding new members to our Chapter.

Dues help to ensure the Chapter's continued success in fulfilling its purpose of preservation, restoration, and enjoyment of early Corvettes and to conduct meetings, tours, and programs of any sort relating to the development and history of Corvettes.

Dues may be paid online at NCRS.org, select **Join**, select **Join local chapters**, select **Southeast Chapter**, select **Join/Renew Chapter Membership**, or by mail your payment to

the address below. Chapter dues are \$30 per year. I am sending out dues notices monthly. However, you may contact me at any time if you are unsure about the status of your dues.

*Marianne Landis*

143 Oakview Drive, Ellijay, GA 30540

[ncrs.sec@yahoo.com](mailto:ncrs.sec@yahoo.com)

Cell: 706-669-4260

### RENEWAL



**Renew Membership Now** online through the NCRS Online Store. You can renew for ONE year or TWO years at a time if you like. [http://www.ncrs.org/shop/index.php?main\\_page=index&cPath=65](http://www.ncrs.org/shop/index.php?main_page=index&cPath=65)

## Treasurer's Report

### Southeast Chapter of NCRS, Inc. Quarterly Financial Summary Mar 27, 2025 to Jul 12, 2025

<b>Beginning Balance</b>	<b>March 27, 2025</b>	<b>\$</b>	<b>16,213.11</b>
Income	Membership Dues	\$	797.03
	Summer Judging Meet Registrations	\$	1,584.44
	<b>Total Income</b>	<b>\$</b>	<b>2,381.47</b>
Expenses	Judging Expenses	\$	162.07
	Summer Judging Meet Registration Refunds	\$	175.00
	Treasurer and Tax Filing Expenses	\$	20.00
	<b>Total Expenses</b>	<b>\$</b>	<b>357.07</b>
<b>Ending Balance</b>	<b>July 12, 2025</b>	<b>\$</b>	<b>18,237.51</b>

**Submitted by:**

**Dave Del Vecchio – Treasurer**

## Regional Director

### From your Region IV Director, Richard Small

Good afternoon to everyone,

It looks like we are moving 2025 along quite quickly. Our chapters are doing well, Carolina, SE and Florida have had a couple of events each. The SE Chapter will be having a judging event July 11-12 in Atlanta at Buy-a-Vette. I am sure, Richard Mauser has methodically prepared an exquisite event as always. If you are looking forward to attending this event, I highly recommend it.

The month of June appears to be quiet in Region IV. The weather has been hot and muggy but fortunately none of those named storms have come our way. Also, we have a Regional in Springfield MO. July 16-19 that will help get the final preps for those taking your car to the National in Las Vegas, Sept 7-12. All our amazing chapters seem to be gliding through summer with ease.

Let me and all our regional members close by wishing a heartfelt sympathy to two of our prominent members that have passed, Judy Waggoner and Tom Barr. May your families find comfort in the amazing years they have shared.

In closing, I am available for any of your suggestions, concerns, or comments. Please contact me at 321-288-7440

Regards,

Richard Small

Email: [smallblk67@gmail.com](mailto:smallblk67@gmail.com)

## NCM / Communications

**Current Raffles:**

- 2025 Torch Red Convertible – 7/31/25
- 2026 Blade Silver Coupe – 8/14/25
- 2025 Artic White Z06 Convertible – 8/29/25
- 2025 Red Mist Coupe – 8/30/25
- 2026 Competition Yellow Coupe – 9/18/25



**Current Exhibits:** Pop Culture & Corvettes – An American Love Affair  
Speed Captured – Photos of Richard Prince  
Driven by Design – From the '50s through today

**2025 Events:** NCM 31<sup>st</sup> Anniversary Celebration, Aug 28-30.

Details can be found at: <https://www.corvettemuseum.org>

## Going for My P.V.

### **My experience taking my 2002 Corvette Z06 through NCRS Performance Verification (P.V.) at the 2025 Florida Regional.**

I have owned several Corvettes during my 76 years on this earth, and have been a NCRS member since 2002, but I only became actively involved in 2022 when I attended the S.E. Chapter meet in Pigeon Forge, Tennessee with my friend Marion McDonald. We both thoroughly enjoyed the activity and joined the Southeast Chapter. Since that time, I have attended 14 NCRS events, including Chapter meets, Regional meets, National Conventions and Judging Seminars. I have learned so much and made so many good friends – my only regret is that I didn't get actively involved sooner!

I currently have 3 Corvettes: a 65 big block convertible, a 2003 50<sup>th</sup> Anniversary Convertible, and a 2003 Z06. All three of my cars have Top Flight Awards, but I wanted to go for the "Dave Hill" award with the Z06 which meant I would have to climb the mountain called "Performance Verification".

The Dave Hill award is only awarded at a National Convention and the prerequisites are a Regional Top Flight with a score above 97% and a successful P.V., but the Regional Top Flight and the P.V. cannot be obtained in the same calendar year. My goal is to go for the Hill award at the 2026 National Convention.

The Z06 was awarded Chapter Top Flight at the 2024 Southeast Chapter meet at Greg Wyatts in Summerville, Ga. The car achieved a high Flight Judging score, so I felt confident that it would do well at Regional and National Flight Judging and decided to concentrate on securing the elusive P.V. My first opportunity would be the Florida Regional in January 2025, with additional opportunities at the Carolina Regional and the Kansas Regional.

After talking to several NCRS friends that had successfully obtained a P.V., I developed the following game plan:

1. Obtain the current revision (2<sup>nd</sup> Edition) of the 1997-2004 Corvette Operations Manual & Performance Verification Test Guide
2. Download Sample P.V. Scoresheets for 1997-04 Corvette from the NCRS website.
3. Using the Operations Manual & Performance Verification Test Guide and sample test sheets, self-perform a P.V. on the Z06.
4. After self-performing a P.V. and correcting any problems – self-perform the P.V. a second time and if possible, a third time.

5. Purchase spare light bulbs, fuses and relays, in preparation for the allowed 15-minute repair of a single failure during the P.V.

There are two very important reasons for performing the self-P.V. multiple times

1. The obvious reason is to ensure that each component can achieve its intended function multiple times without failure.
2. The less obvious reason is to ensure that you know how to promptly and successfully operate all the devices on your car. There may be components that you do not routinely use or operate and the act of self-performing the P.V. will familiarize you with the operation of all the components that must be exercised. Additionally, the P.V. is stressful on the owner and the stress of the activity can sometimes cause a “brain freeze” when you are requested to perform an action that you haven’t performed in a long time.

Self-performing the P.V. on my Z06 caused me to learn some new things about my car. Two areas I had to research and learn were:

1. How the C5 cooling system/cooling fans work and
2. How to read diagnostic codes on the Driver Information Center (DIC)

I went through the P.V. test check list 3 times in preparation for P.V. test/judging and I purchased spare fuses, bulbs and relays to have on hand in case of a performance failure. Sandra and I took the Z06 to the 2025 Florida Regional.

At the meet, I met Allen Tremain on the parking lot of the American Muscle Car Museum and the P.V. began. Allen is the NCRS 1997 – 2004 National Team Leader. Allen and I went through every applicable item on the P.V. test checklist, with Allen asking me to perform the actions and he verified that the correct response was obtained. Allen was very friendly, but professional and I was so happy that I had practiced all the actions several times – that really lowered the stress level. My biggest worry was that my car was wearing the 20+ year old original tires (because the correct Goodyears are no longer produced). The tires were taken off the car many years ago and stored inside in a climate control area and they look like new – but, they were still 20 years old and that was a concern; however, they performed flawlessly. One of the test requirements is to accelerate to 90% of the red line during the 10 mile road test. I did this in second gear, on a hill with no traffic in sight and all went well; however, as we topped the hill a police car was sitting about a block ahead. Luckily the officer didn’t hear the sweet tone of the LS-6 at full song, and we cruised by without incident.

After the road test, we returned to the parking lot and completed the P.V. test. Thankfully there were no failures and the Z06 and I passed the P.V. Allen made the test performance as comfortable as possible and after I found out that I passed, I realized that I had actually enjoyed the activity. I am now looking forward to Regional flight judging next year and the trip to the 2026 National Convention for a shot at the Dave Hill award.

**Ralph Goode**

## Technical Articles

### ARE YOUR MIRROR'S HOT ENOUGH?



A question had arisen during NCRS Flight Judging on C6's relating to how to judge C6 exterior heated mirror temperatures. The current method seems to be using the back of your hand to feel the temp difference or to use a laser temp gun to shoot at the mirror glass. I decided to compile some data to see if I could create a judging guideline.

I used my own 2007 convertible as an initial test car. Using a Lazer style temp reader,

which was used on my car during PV, I found erroneous readings because the Lazer target would reflect off the mirror glass and not give consistent readings. To determine if my mirrors were working, I needed to get some voltage reading from the glass itself. I was able to tilt the mirror glass extreme down and to the outside which gave me access to the 2 terminals connections at the back of the glass (pic 1). I reviewed the schematic of the mirror terminals and found power in terminal #1 and ground through terminal #2(pic 2).

The control of the operation was through the door module, but the ground terminal was at the base of the "A" pillars. Using my voltage meter, I determined that I had full battery voltage at terminal #1 and voltage flow through the mirror.

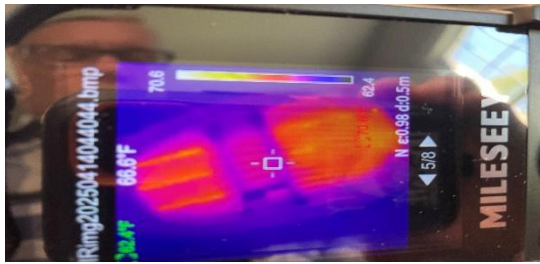
Changing my meter, I was able to confirm both mirror grounds had proper continuity and appropriate draw across the grid.

At this point I really felt I needed a better tool for the temp information, so I purchased a




thermal imaging camera. Those pictures are shown below. The 1<sup>st</sup> picture shows the grid lines in my driver's mirror. The dark lines in the middle reflect something behind the car. I covered the passenger mirror and took the 2<sup>nd</sup> picture. I found covering the mirror resulted in a more accurate temp reading as the driver's mirror reading then increased to 78.5 a difference of roughly 8 degrees and then matched much closer to the pass mirror reading.

### Mirror temperature comparison



2007  
convertible  
VIN #7513363

Drivers @ 70.6-  
62.4  
Pass @ 78.3-  
65.2

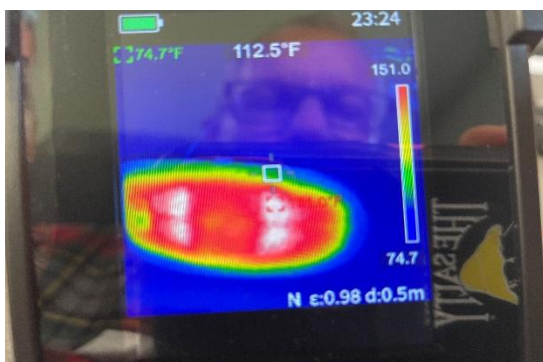


Having established that my mirrors are working I decided to document a criteria for the amount of heating a normal C6 mirror should exhibit. Doing some research, I found that at least 4 different companies manufactured exterior mirrors for the C6's. It was also noted that there was no selection process to install those mirrors on the new cars. This meant that you could have 2 different mirror manufacturers on any given car. I also tried to verify a specific temp range for the original production mirrors.

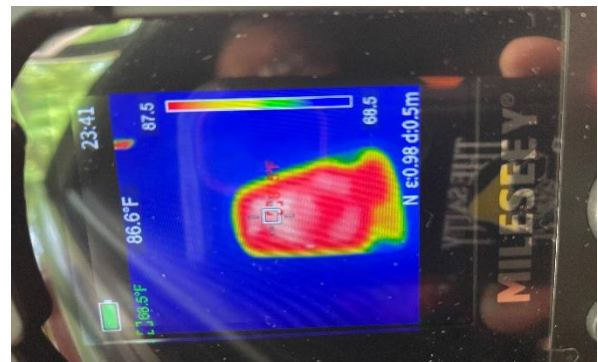
What I found was not a temp range criteria but a **"time"** range. Which meant that a production mirror would have to defrost, defog and melt snow within a certain **time** frame. This could mean that different mirror manufactures could have slightly faster or slower results based on the performance temperature of their mirrors.

I then set about gathering samples from different cars and provided those results in the chart below.

I was shown an example of a passenger heated mirror glass that almost burnt the back of my hand in comparison to most others which only felt warm to the touch. My question became why was this one example so hot? I also thought about the question, did aftermarket-heated mirror glasses heat differently than the OEM glass? I purchased 2 aftermarket glasses from different sources for addition to my comparison chart. What I found was that the aftermarket glasses actually outperformed the OEM glass in temperature. Both of those aftermarket glasses produced an average of 158.0-degree temperatures, which might explain the previous **HOT** example I was shown. Are these temps **TO HOT??**



Aftermarket mirror glass @ 151.0-74.7



2015 Driver's 87.5-68.5

As some control comparison readings, I included a couple C5's and C7's which are noted in the chart.



After compiling this limited research, the following is my opinion about the way exterior heated mirrors should be judged:

- Using the information that multiple mirror manufactures were used and GM's criteria to determine acceptability I believe that any mirror that heats should pass judging, since there is no available criteria to determine if a **"heating time frame"** has been met and even using **any** style reader will not yield a time frame. Also, I was unable to find those original GM time frame specs so no base line could be determined.

During conversations, another question was, "do auto dimming mirror glasses heat differently?" The chart shows that the couple examples do not show a pattern of temperature differentials. I am considering this ongoing research and will continue compiling data.

(Thermo temp readings are shown as **"Mirror Glass – Surrounding Temp"**)

MODEL YR	VIN LAST 4	DRIVER'S	LASER	PASS	LASER	AUTO DIM
C6 2005	1904	84.9-65.4	75.4	80.1-65.1	71.8	YES
C6 2005	8843	83.9-65.6	75.5	79.7-65.4	71.9	NO
C6 2013	5991	80.4-66.3	79.3	82.2-66.5	71.1	YES
C6 2007	3363 *	78.5-62.4	71.6	81.6-75.4	75.2	NO
C6 2013	1703	93.2-72.2	70.1	83.0-72.0	74.3	YES
C5 2000	5014	83.7-66.9	78.6	87.5-63.7	76.1	YES
C5 2000	9043	93.7-63.2	81.1	90.1-69.0	75.6	YES
C7 2016	3978	85.6-71.6	99.7	91.5-67.5	92.5	YES
C7 2015	9911*	87.5-68.5	78.0	91.8-69.2	82.4	YES
AFTERMKT	#1	159.0-73.7	142.4			
AFTERMKT	#2	157.0-72.0	139.8			

\*Note are my personal vehicles

**Steven Heck**

## Rally Wheel Silver

After spending a lot of time on refinishing my '68 wheels I came to realize the rattle-can paint is way off. The rattle-can paint did not match any of my spare '67, '68' or '69 original rims. I was able to come up with a formula using Cromax XP that, after modifying the base formula, perfectly matched the '69 wheel. Bear in mind all 4 wheels are slightly different in color and texture. The '67 seems to be a little darker because they contain larger splotches of black into the silver. The silver seems to dominate the black tint on the '68 and '69. I compare this new

paint that we have available to your yard with grass and weeds mixed together. I refer to this as 'splotches' because the tints don't mix with each other, they lay with each other. The over-the-counter color which the formula is listed below, is 14 Nevada Silver. Taking that formula, which is for 8 ounces, add 4 more grams of black, 1 more gram of orange-yellow and 1 gram blue will give the wheel a slightly green tint. If you take the original formula and add small amounts of black enamel, the black splotches seen in the '67 wheels are more apparent, i.e., this seems to give a better original appearance. The first formula is your O'Reilly's basic over the counter XP formula. The second formula is the modified with the added tints.

### Cromax XP 647448 14 Nevada Silver

XP 136	Medium Aluminum	130.7	VF
XP 07	Black L/S	7.3	VF
XP 46	Orange-yellow	4.9	L
XP 01	White	4.6	VF
XP 26	Blue	4.5	L
XP 84	Red Oxide	4.3	F
XP 64	Magenta	2.6	F
XP 100	Binder	64.1	VF



Cromax® Basecoat

223.0 grams = 8.0 ozs 1 oz = 28.35 grams

This is the modified formula:

### Cromax XP 647448 14 Nevada Silver

XP 136	Medium Aluminum	130.7	VF
XP 07	Black L/S	11.3	VF
XP 46	Orange-yellow	5.9	L
XP 01	White	4.6	VF
XP 26	Blue	5.5	L
XP 84	Red Oxide	4.3	F
XP 64	Magenta	2.6	F
XP 100	Binder	58.1	VF



Cromax® Basecoat

223.0 grams = 8.0 ozs 1 oz = 28.35 grams

This worked for me. I shot one wheel with a very dry base coat and very little flattened clear. Then I shot another wheel by first applying a fog of black lacquer and then immediately shot a coat of silver base and that really created the '67 type splotches.

**Have fun playing with this because the little techniques you use can really change the appearance.**



**Chris Henry**

### Member News

Chris Henry continues his journey to achieve 50 Sportsman's Awards by attending the Florida Spring Judging Event in Tampa on May 17<sup>th</sup>.



And, just in from the Show Me Regional in Missouri last week, Dave Del Vecchio reported that he passed his PV in his sweet '67 convertible. Congratulations Dave.



### NCRS 2025 / 2026 Calendar of Events

DATE	EVENT	LOCATION
<b>2025</b>		
<b>Sep. 7-11</b>	<b>NCRS National Convention</b>	<b>Las Vegas NV</b>
<b>Oct. 3 &amp; 4</b>	<b>SE Chapter Fall Color Tour *</b>	<b>Summerville, GA</b>
<b>Oct. 23 - 25</b>	<b>Texas Regional</b>	<b>Frisco, TX</b>
<b>2026</b>		
<b>Jan. 14 - 17</b>	<b>Florida Regional</b>	<b>Melbourne, FL</b>
<b>April 16 - 18</b>	<b>Show Me Regional</b>	<b>Springfield, MO</b>
<b>Jun. 4 - 6</b>	<b>Pittsburgh Tri-State Regional</b>	<b>Altoona, PA</b>
<b>July 26 - 30</b>	<b>NCRS National Convention</b>	<b>Charleston, SC</b>
<b>Oct. 21 &amp; 24</b>	<b>Texas Regional</b>	<b>Frisco, TX</b>

\* NCRS – SE Chapter Event





**January 14-17, 2026**  
**Melbourne, Florida**



- Our 3rd Year at the famous American Muscle Car Museum located in downtown Melbourne.
- The Space Coast Tourist Town with plenty of local Beaches, Hotels, Great Restaurants and Entertainment, Shops, Historic Sites, etc. Everything for the whole family's enjoyment.
- Asphalt Trailer & Motorhome Parking Lot – No Services Available – Adjacent to Museum Property
- Over 250+ Concrete Vendor Spaces (10' wide x 20' deep). On-Site Security and Nightly Locked Perimeter Gates.



**Rialto Hilton**  
**321-768-0200**  
**Code: 909**

- Come to Sunny Florida for the 47<sup>th</sup> NCRS Florida Winter Regional Event this year at the famous American Muscle Car Museum
- Large Corvette Swap Meet with National Vendors – Plus Variety of Popular Food Vendors
- OPEN & FREE to Public - FREE Large Public Parking – 500+ Spaces
- Registration : August 1<sup>st</sup> to December 24, 2025
- 4 Hotels with Discounted Rooms: See [fl.ncrs.org](http://fl.ncrs.org)
- NEW: 4<sup>th</sup> Hotel: Holiday Inn Express & Suites: I-95 & 192 In West Melbourne: 321-345-418



**Hyatt Place Airport**  
**321-872-1785**  
**Code: G-CORV**



**Double Tree – Beach Oceanfront**  
**321-723-4222**

### Contacts

Richard Small – Chairman & Judging Chairman – [smallblk67@gmail.com](mailto:smallblk67@gmail.com) – 321-288-7440  
Lynne Nimocks – Vice Chairman & Judging Administrator & Registration – [Lynne456ncrs@gmail.com](mailto:Lynne456ncrs@gmail.com)  
Wally Eshleman – Marketing & Vendor Event Director – [70promod@gmail.com](mailto:70promod@gmail.com) – 321-848-4002

### NCRS Southeast Chapter Officers

<b>Chairman</b>	Tom Beuglas	404-456-3711	<a href="mailto:beuglast@gmail.com">beuglast@gmail.com</a>
<b>Vice Chairman</b>	Jim Krakau	404-983-7333	<a href="mailto:jkrakau@ymail.com">jkrakau@ymail.com</a>
<b>Judging Chairman</b>	Richard Mauser	407-230-2303	<a href="mailto:rjmauser@bellsouth.net">rjmauser@bellsouth.net</a>
<b>Secretary/Membership</b>	Marianne Landis	706-669-4260	<a href="mailto:ncrs.sec@yahoo.com">ncrs.sec@yahoo.com</a>
<b>Treasurer</b>	Dave DelVecchio	865-924-4050	<a href="mailto:dave.r.delvecchio@gmail.com">dave.r.delvecchio@gmail.com</a>
<b>Newsletter / Web Editor</b>	Jim Krakau	404-983-7333	<a href="mailto:jkrakau@ymail.com">jkrakau@ymail.com</a>
<b>Region IV Director</b>	Richard Small	321-288-7440	<a href="mailto:smallblk67@gmail.com">smallblk67@gmail.com</a>

## Classified Ads

### Enclosed Aluminum Car Hauler For Sale

2006 R&R model 824AST. 24' load floor plus an enclosed V-nose for a total enclosed length of 29'. 5200-lb. axles with 6-lug wheels. E-track on floor. Extra ramp door on V-nose for a utility vehicle or snowmobile loading. New electric tongue jack – needs a battery. 12-Volt and 110-Volt lighting with 25' retractable "shore power" cord. 2 small overhead cabinets in V-nose. Rear built-in loading jacks. New tires including spare. \$13,500. Trailer is located in Winter Haven, FL. Contact Brent at (248) 219-3051.





**FOR SALE – Parts & Items**

.....

**1967 Original Front clip** – used, \$1,800 / best offer

**1967 Original big block hood**, \$1,200 / best offer

Local pickup only in Westminster, SC

**Call Gary Jaynes at 864-710-7448**

.....

**New in Boxes** – 1967 repo bolt on wheel set.

**Complete 2.5-inch chambered exhaust system** for midyear,

**5 excellent repo narrow white wall tires**, caps, and wheels for 1965 - used once for judging.  
**1968 wheels.**

**Water pump** #3782609 1961-63 core;

**Hubcaps** 1963, 1964, 1966, PO2; 1971 original spare Firestone wide oval w/ dealer sales albums

**1975, 1976, 1977, 1978; alternators** #1100628 3B4, 1100693 5G30, 6J20;

**Holley Carbs:** 1966 427/425 33886101 Core, 1965 327/365 #3849804 Reissue no date, 1966 327/300 – 350 H.P. #3884505 Service Replacement; 1963 WCFB #3826005

**1963 original windshield;** 1963 -1967 replacement windshield;

**3 1966 restored and dated 390HP Holley carbs;**

**Set of 5 1967 rally wheels.**

**Original 1971 white letter spare tire and wheel;**

**3 1965 - 1966 power brake master cylinders** – restored.

**Sets of hubcaps** 1963, 1964, 1966, PO2; 1967 trim rings – restored.

**Contact: Tom Beuglas (404) 456-3711 or email [beuglast@gmail.com](mailto:beuglast@gmail.com)**

.....

**1964 Starter** 1107320 Date Code 3 K 29 (October 29, 1963) \$75.00

**Contact: Stephen H. Byrd (865) 250-1968 or email [bunkybyrd@gmail.com](mailto:bunkybyrd@gmail.com)**

.....

**WANTED – Parts & Items**

2 Original or NOS 1965 Corvette hubcap spinners

1965 Fuel Injection Air Cleaner that needs restoring. Any condition is considered.

**Stephen H. Byrd (865) 250-1968 [bunkybyrd@gmail.com](mailto:bunkybyrd@gmail.com)**

.....

**WANTED – Corvette**

**Wanted** Need your HELP Looking for First Corvette 1967 Blue Convertible  
350HP Small Block 4 speed Black interior low option



**VIN 104677S114501**

Still have Bill of Sale

Purchased @ Martin Burk Chev Forest Park, Ga.

**Chris Henry (61744) Southeast Chapter**

## Services Offered



**864-254-9989**

57-B Creekside Park Ct  
Greenville, SC 29615

**[www.dandmrestoration.com](http://www.dandmrestoration.com)**

### Let Us Restore Your:

Gauge Clusters  
Speedometers  
Tachometers  
Clock  
Small Gauges  
Radios  
and More!



***GARY'S GARAGE***  
***CORVETTE RESTORATION***  
***CORVETTE PURCHASING CONSULTANT***

**GARY JAYNES, OWNER**  
**859 POPLAR SPRINGS RD.**  
**WESTMINSTER, SC 29693**  
**EMAIL: [GARYJAYNES20@GMAIL.COM](mailto:GARYJAYNES20@GMAIL.COM) CELL: 864.710.7448**

## RHM Jumpstart - A dedicated automobile business!

- I am a buyer!
- I will help you sell your vehicles.
- I can help you locate a car.
- I can also solve those nagging or lost title issues.

I am interested in **ANY** Corvette, any type vehicle (hot rods, antiques, estates, trucks, etc.) and Corvette related parts!

I have been assisting customers in Pre-Purchase inspections for many years - local or out of state!

Call Reggie Martin at (678)488-5461 to discuss. NCRS Member #4499



# S p o n s o r s



Sales 770.414.5552  
Service 678.395.3957

- Sales - Service - Buy - Trade - Consign -
- 2 Year/50K Warranty Included on nearly all Vettes
- Corvette and Muscle Car Collections Wanted!
- We Buy, Sell, Finance, and Service ALL Year Vettes
- In Business Since 1991
- TOP DOLLAR PAID for your Vette!
- Scan QR Code with your Smartphone's Camera to Sell or Consign Today!



*In Business Over 40 Years*

**GREG WYATT AUTO SALES & MUSEUM**

*Vintage Corvettes*

10601 Commerce St  
Summerville, GA 30747

Phone (706) 857-3916  
Cell (706) 506-5745

**NCRS** Member # 31977

[www.vintagecorvettes.com](http://www.vintagecorvettes.com)